

SHUANGOU TILES



SHUANGOU TILES

SHUANGOU TILES

SHUANGOU TILES

SHUANGOU TILES

SHUANGOU TILES

SHUANGOU TILES

THE COLORING

SHUANGOU TILES



Y33F808

Chip Size (mm) :32.5×145

Sheet Size(mm) :284×296



Do not use acidic or alkaline cleaners for maintenance
 メンテナンスに酸性またはアルカリ性のクリーナーを使用しないでください

exterior wall	interior wall	exterior floor	interior floor	bathroom floor
○	○	×	○	○



Y33F802

Chip Size (mm) : 32.5×145

Sheet Size(mm) : 284×296



Y33F801

Chip Size (mm) : 32.5×145

Sheet Size(mm) : 284×296



Y33F808

Chip Size (mm) : 32.5×145

Sheet Size(mm) : 284×296



Y33F801

Chip Size (mm) :32.5×145
Sheet Size(mm) :284×296

3856

Sheet Size(mm) :300×600



Y33FW02

Chip Size (mm) :32.5×145
Sheet Size(mm) :284×296



Y33FW12

Chip Size (mm) :32.5×145
Sheet Size(mm) :284×296

Y97803

Chip Size (mm) :97×97
Sheet Size(mm) :300×300



Y4832M

Chip Size (mm) :48×48
Sheet Size(mm) :306×306



Y33F811

Chip Size (mm) :32.5×145
Sheet Size(mm) :284×296



Pure Color Porcelain Mosaic Tile
純色の磁器モザイクタイル



Y97826

Chip Size (mm) :97×97

Sheet Size(mm) :300×300



Y97814

Chip Size (mm) :97×97

Sheet Size(mm) :300×300

Free design services take the guesswork out of tile design by consulting one of our skilled tile experts. they'll answer any questions you may have so you can feel confident in starting your next project. schedule a free design consultation online.shuangou

のタイルを選ぶとき、おめでとうございます。デザインについて心配する必要はありません。経験豊富なモザイクデザイナーにいつでもどこでも連絡できます。彼らはあなたの質問に辛抱強く答え、参考のために無料のレンダリングを送信します。

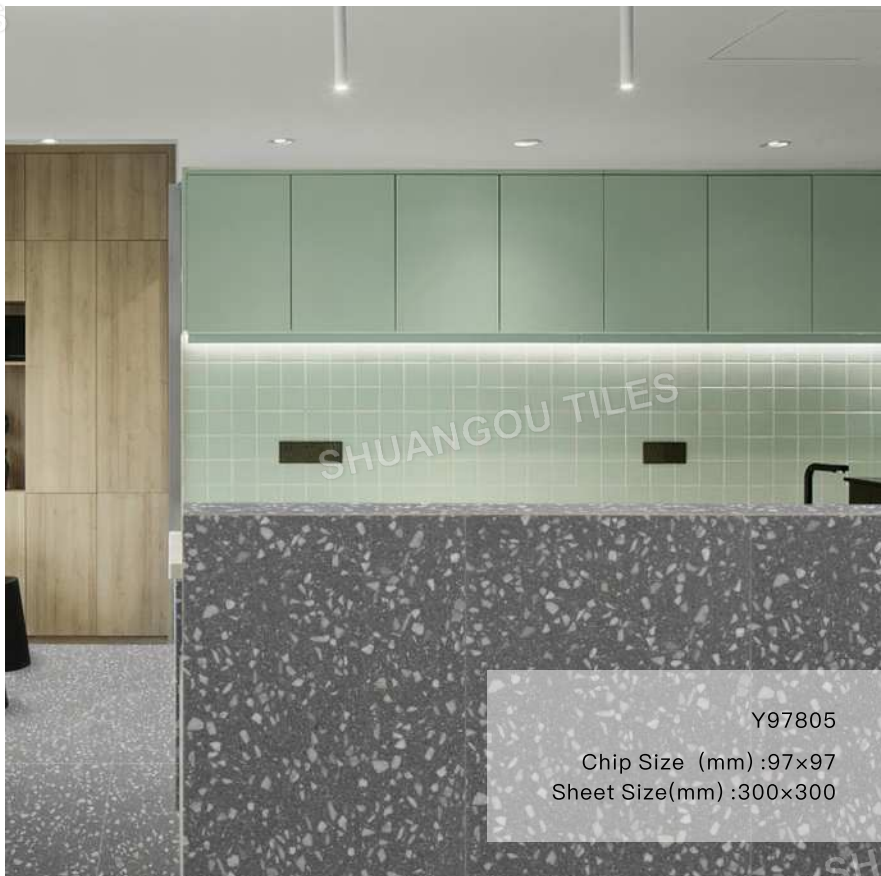


exterior wall	interior wall	exterior floor	interior floor	bathroom floor
○	○	×	○	○



Y97822

Chip Size (mm) :97×97
Sheet Size(mm) :300×300



Y97805

Chip Size (mm) :97×97
Sheet Size(mm) :300×300



Y97701

Chip Size (mm) :97×97
Sheet Size(mm) :300×300



FS95W03

Chip Size (mm) :85×95
Sheet Size(mm) :300×333

Y25B02-3 (定制)

Chip Size (mm) :25×25
Sheet Size(mm) :302×302



Pure Color Porcelain Mosaic Tile

純色の磁器モザイクタイル




exterior wall	interior wall	exterior floor	interior floor	bathroom floor
○	○	×	○	○

HX52808

Chip Size (mm) :51×59

Sheet Size(mm) :282×325





YH055 | Y48N701

Y48N701
 Chip Size (mm) :48x98
 Sheet Size(mm) :300x300

YH055
 Chip Size (mm) : 58x58+23x23
 Sheet Size(mm) : 310x310

HX52808/HX52801
 Chip Size (mm) :51x59
 Sheet Size(mm) :282x325



HX52808 | HX52801 | Y48N701



YH055 | Y48N701



YH055 | Y48N701




YH051



YH051



YH055



YH055

Chip Size (mm) : 58×58+23×23
Sheet Size(mm) : 310×310

Chip Size (mm) : 58×58+23×23
Sheet Size(mm) : 310×310



We will do the paving after ordering, so please check the delivery date.

ご注文後に舗装を行いますので、納期をご確認ください。

exterior wall	interior wall	exterior floor	interior floor	bathroom floor
○	○	×	○	○



Regarding customized products, we will produce after ordering, so please check the delivery date. We support mixed patterns, and the price will vary according to the number and proportion of mixed colors, please pay attention.

カスタマイズ商品はご注文後にお買い物させていただきますので、お届け日をご確認ください。固定写真以外の混合パターンにも対応しており、混合色の数や比率によって価格が異なりますのでご注意ください。



exterior wall	interior wall	exterior floor	interior floor	bathroom floor
○	○	×	○	○

HX52808/HX52801

Chip Size (mm) :51×59

Sheet Size(mm) :282×325



Pure Color Porcelain Mosaic Tile
純色の磁器モザイクタイル



Support mixed paste and independent design services, welcome to inquire.

混合ペーストと独立したデザインサービスをサポートし、お問い合わせを歓迎します

exterior wall	interior wall	exterior floor	interior floor	bathroom floor
○	○	×	○	○



HX52808/HX52801
 Chip Size (mm) :51×59
 Sheet Size(mm) :282×325

Strip Porcelain Mosaic Tile

ストリップモザイクタイル

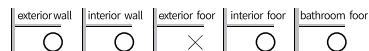
Made in CHINA



Precautions for the product ●Please note that it is slippery on wet ground.
製品に関する注意事項 ●濡れた地面では滑りやすいのでご注意ください。

Attention on tiling ●If the product needs to be cut during the paving process, please use a tile cutter or glass cutter for the cut surface, and polish the cut surface with a grindstone to avoid injury. ●Please do not use a sander to cut, because it may cause accidents or product damage, and is very dangerous.
工事上の注意について ●舗装中に切断が必要な場合は、切断面にタイルカッターまたはガラスカッターを使用し、けがをしないように砥石で切断面を研磨してください。 ●事故や製品の破損の原因となり、非常に危険ですので、サンダーを使用して切断しないでください。

Regarding customized products ●we will produce after ordering, so please check the delivery date. We support mixed patterns, and the price will vary according to the number and proportion of mixed colors, please pay attention.
カスタマイズモデルについて ●カスタマイズ商品はご注文後にお買い物させていただきますので、お届け日をご確認ください。固定写真以外の混合パターンにも対応しており、混合色の数や比率によって価格が異なりますのでご注意ください。




Strip Porcelain Mosaic Tile



ITEM:Y22F701
SHEET SIZE:296x300mm
SURFACE:GLOSSY



ITEM:Y22F722
SHEET SIZE:296x300mm
SURFACE:GLOSSY



ITEM:Y22F825
SHEET SIZE:296x300mm
SURFACE:MATT



ITEM:Y45P22M
SHEET SIZE:288x198mm
SURFACE:MATT



ITEM:Y22F801
SHEET SIZE:296x300mm
SURFACE:MATT



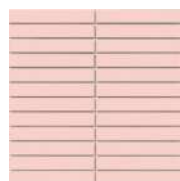
ITEM:Y22F822
SHEET SIZE:296x300mm
SURFACE:MATT



ITEM:Y22F811
SHEET SIZE:296x300mm
SURFACE:MATT



ITEM:Y45P21M
SHEET SIZE:288x198mm
SURFACE:MATT



ITEM:Y22F802
SHEET SIZE:296x300mm
SURFACE:MATT



ITEM:Y22F808
SHEET SIZE:296x300mm
SURFACE:MATT



ITEM:Y22F707
SHEET SIZE:296x300mm
SURFACE:GLOSSY

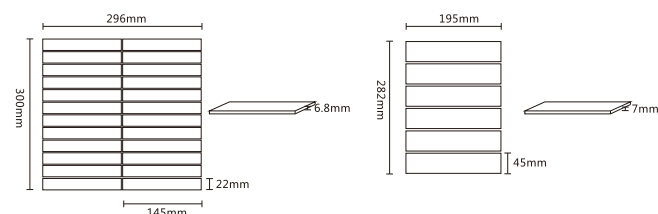


ITEM:Y45P22M
SHEET SIZE:288x198mm
SURFACE:MATT

PRODUCE	Strip Porcelain Mosaic Tile	Strip Porcelain Mosaic Tile
SHEET SIZE(mm)	296x300	288x198
WEIGHT (kg)/BOX	23	17
SHEET/BOX	20	22
SQUARE/BOX	1.8	1.26
CHIP SIZE(mm)	6.8	7

● The size is shown as a standard size. Please note that there are dimensional errors depending on the batch, so please pay attention when distributing and cutting the tiles.
(サイズは標準サイズで表示しておりますが、バッチによっては寸法誤差がありますので、タイルの配布やカットにはご注意ください。)

Strip Porcelain Mosaic Tile



Strip Porcelain Mosaic Tile

ストリップモザイクタイル

Made in CHINA



Precautions for the product ●Because of the different batches of the product, the purity of the white color will be slightly different. ●Because of the craftsmanship, the color difference and poor gloss of the tiles will appear, especially in the white construction site. This is a normal phenomenon. ●製法上白色のタイルは色むらや光沢むらがあります。これは正常な現象です。工場を出る前に、品質検査部門が定期的に品質チェックを実施し、全体的な色と色の効果が使用されている基準を満たしていることを確認します。 ●メンテナンスに酸性またはアルカリ性のクリーナーを使用しないでください。 standards. ●Do not use acidic or alkaline cleaners for maintenance.

Attention on tiling ●If the product needs to be cut during the paving process, please use a tile cutter or glass cutter for the cut surface, and polish the cut surface with a grindstone to avoid injury. ●Please do not use a sander to cut, because it may cause accidents or product damage, and is very dangerous. ●舗装中に切断が必要な場合は、切断面にタイルカッターまたはガラスカッターを使用し、けがをしないように砥石で切断面を研磨してください。 ●事故や製品の破損の原因となり、非常に危険ですので、サンダーを使用して切断しないでください。

For products with high anti-slip properties ●because the texture of the surface of the object can easily jam the fibers of the cleaning product, please do not use cleaning tools such as mops. ●対象物の表面の質感が洗浄剤の繊維を詰まらせやすいため、モップなどの洗浄剤は使用しないでください。



Strip Porcelain Mosaic Tile



ITEM:Y33F701
SHEET SIZE:296x284mm
SURFACE:GLOSSY



ITEM:Y33F801
SHEET SIZE:296x284mm
SURFACE:MATT




ITEM:Y33F722
SHEET SIZE:296x284mm
SURFACE:GLOSSY



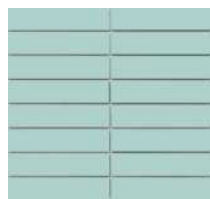
ITEM:Y33F822
SHEET SIZE:296x284mm
SURFACE:MATT



ITEM:Y33F808
SHEET SIZE:296x284mm
SURFACE:MATT



ITEM:Y33F802
SHEET SIZE:296x284mm
SURFACE:MATT



ITEM:Y33F825
SHEET SIZE:296x284mm
SURFACE:MATT



ITEM:Y33F811
SHEET SIZE:296x284mm
SURFACE:MATT



ITEM:Y33FW12
SHEET SIZE:296x284mm
SURFACE:GLOSSY



ITEM:Y33FW02
SHEET SIZE:296x284mm
SURFACE:GLOSSY

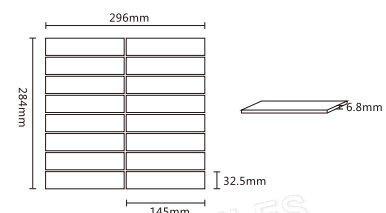


ITEM:Y33F707
SHEET SIZE:296x284mm
SURFACE:GLOSSY

PRODUCE	Strip Porcelain Mosaic Tile
SHEET SIZE(mm)	296x284
WEIGHT (kg)/BOX	22
SHEET/BOX	20
SQUARE/BOX	1.68
CHIP SIZE(mm)	6.8

● The size is shown as a standard size. Please note that there are dimensional errors depending on the batch, so please pay attention when distributing and cutting the tiles.
(サイズは標準サイズで表示しておりますが、バッチによっては寸法誤差がありますので、タイルの配布やカットにはご注意ください。)

Strip Porcelain Mosaic Tile



Hexagon / Fan Porcelain Mosaic Tile

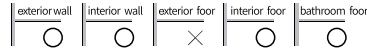
六角形 / どこモザイクタイル




Precautions for the product ●Please note that it is slippery on wet ground.
製品に関する注意事項 ●濡れた地面では滑りやすいのでご注意ください。

Attention on tiling ●If the product needs to be cut during the paving process, please use a tile cutter or glass cutter for the cut surface, and polish the cut surface with a grindstone to avoid injury. ●Please do not use a sander to cut, because it may cause accidents or product damage, and is very dangerous.
工事上の注意について ●舗装中に切断が必要な場合は、切断面にタイルカッターまたはガラスカッターを使用し、けがをしないように砥石で切断面を研磨してください。●事故や製品の破損の原因となり、非常に危険ですので、サンダーを使用して切断しないでください。

Regarding customized products ●we will produce after ordering, so please check the delivery date. We support mixed patterns, and the price will vary according to the number and proportion of mixed colors, please pay attention.
カスタマイズモデルについて ●カスタマイズ商品をご注文後にお買い物させていただきますので、お届け日をご確認ください。固定写真以外の混合パターンにも対応しており、混合色の数や比率によって価格が異なりますのでご注意ください。



Hexagon Porcelain Mosaic Tile



ITEM:HX52801
SHEET SIZE:325x282mm
SURFACE:MATT

ITEM:HX52822
SHEET SIZE:325x282mm
SURFACE:MATT

ITEM:HX52808
SHEET SIZE:325x282mm
SURFACE:MATT

ITEM:HX52708
SHEET SIZE:325x282mm
SURFACE:GLOSSY

Fan Porcelain Mosaic Tile



ITEM:FS9501G
SHEET SIZE:300x333mm
SURFACE:MATT

ITEM:FS9501M
SHEET SIZE:300x333mm
SURFACE:SOFT LIGHT

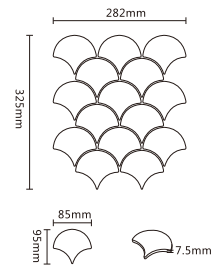
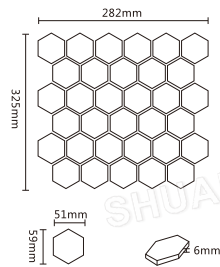
ITEM:FS9502G
SHEET SIZE:300x333mm
SURFACE:GLOSSY

ITEM:FS9532G
SHEET SIZE:300x333mm
SURFACE:GLOSSY

ITEM:FS95M05
SHEET SIZE:300x333mm
SURFACE:GLOSSY

Hexagon Porcelain Mosaic Tile

Fan Porcelain Mosaic Tile



PRODUCE	Hexagon Porcelain Mosaic Tile	Fan Porcelain Mosaic Tile
SHEET SIZE(mm)	310x325	300x333
WEIGHT (kg)/BOX	23	14
SHEET/BOX	22	13
SQUARE/BOX	2.06	1
CHIP SIZE(mm)	6	7.5

● The size is shown as a standard size. Please note that there are dimensional errors depending on the batch, so please pay attention when distributing and cutting the tiles.
 (サイズは標準サイズで表示しておりますが、バッチによっては寸法誤差がありますので、タイルの配布やカットにはご注意ください。)

Diomand Porcelain Mosaic Tile

不規則な形モザイクタイル

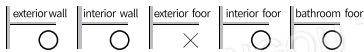
Made in CHINA



Precautions for the product ●Because of the different batches of the product, the purity of the white color will be slightly different. ●Because of the craftsmanship, the color difference and poor gloss of the tiles will appear, especially in the white construction site. This is a normal phenomenon. ●製品のバッチが異なるため、白色の純度はわずかに異なります。 ●商品についてのご注意 ●意匠上大きな色むらと色幅があります。 ●製造上白色のタイルは色むら●光沢むらがあります。これは正常な現象です。工場を出る前に、品質検査部門が定期的に品質チェックを実施し、全体的な色と色の効果がBefore paking, our quality inspection department will conduct regular quality inspections to ensure the the color and luster effect meet the application standards. ●Do not use acidic or alkaline cleaners for maintenance.

About application of the products ●Please leave a gap width of 3mm for tiling. ●After removing the glue on the surface of the tile, wipe clean the remaining glue on the joints of the tile. ●For detailed construction guidelines, please refer to "Tile Construction Guidelines". ●工事には3mmの隙間幅をご利用ください。 ●タイルの表面の接着剤を取り除いた後、タイルの表面に残っている接合部を拭いてきれいにするために接合部の建設に進みます。 ●詳細な施工ガイドラインについては、「タイル施工ガイドライン」を参照してください。

For products with high anti-slip properties ●because the texture of the surface of the object can easily jam the fibers of the cleaning product, please do not use cleaning tools such as mops. ●対象物の表面の質感が洗浄剤の繊維を詰まらせやすいため、モップなどの洗浄剤は使用しないでください。



Octagon Mosaic Tile
八角形モザイク



ITEM:YH051
SHEET SIZE:310x310mm
SURFACE:SOFT LIGHT



ITEM:YH052
SHEET SIZE:310x310mm
SURFACE:SOFT LIGHT

Diomand Mosaic Tile
ダイヤモンドモザイク




ITEM:DM4801M
SHEET SIZE:300x300mm
SURFACE:MATT

Subway Tile Porcelain Mosaic Tile
地下鉄のタイルモザイクタイル




ITEM:Y48N701
SHEET SIZE:300x300mm
SURFACE:GLOSSY


Marble Look Porcelain Mosaic Tile
大理石の外観モザイクタイル



ITEM:RM4985
SHEET SIZE:284x365mm
SURFACE:MATT

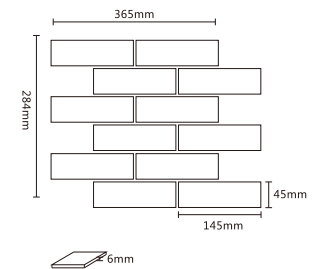
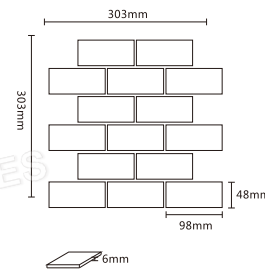
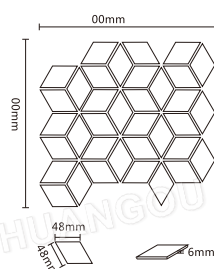
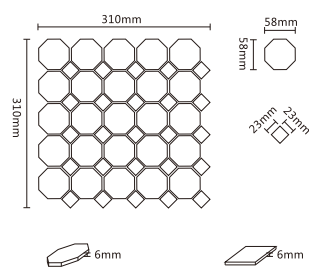


ITEM:YH055
SHEET SIZE:310x310mm
SURFACE:SOFT LIGHT



ITEM:YH054
SHEET SIZE:310x310mm
SURFACE:SOFT LIGHT+GLOSSY

Octagon Mosaic Tile **Diomand Mosaic Tile** **Subway Tile Porcelain Mosaic Tile** **Marble Look Porcelain Mosaic Tile**



PRODUCE	Octagon Mosaic Tile	Diomand Mosaic Tile	Subway Tile Porcelain Mosaic Tile	Marble Look Porcelain Mosaic Tile
SHEET SIZE(mm)	300x300	310x310	303x303	284x365
WEIGHT (kg)/BOX	23.5	23	22	12
SHEET/BOX	22	22	22	22
SQUARE/BOX	2	2	2	2
CHIP SIZE(mm)	6	6	6	6

● The size is shown as a standard size. Please note that there are dimensional errors depending on the batch, so please pay attention when distributing and cutting the tiles.
(サイズは標準サイズで表示しておりますが、バッチによっては寸法誤差がありますので、タイルの配布やカットにはご注意ください。)

Square Porcelain Mosaic Tile

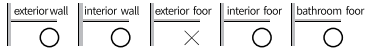


四角モザイクタイル


Attention about the product ● This product is a ceramic product, once it breaks, there is a danger of injury to the body. So please pay full attention when handling. ● During maintenance, please do not use strong acid or strong alkaline detergents. ● テナンス中は、強酸または強アルカリ性洗剤を使用しないでください。

About application of the products ● Please leave a gap width of 3mm for tiling. ● After removing the glue on the surface of the tile, wipe clean the remaining glue on the joints of the tile. ● For detailed construction guidelines, please refer to "Tile Construction Guidelines". ● 工事には3mmの隙間幅をご利用ください。● タイルの表面の接着剤を取り除いた後、タイルの表面に残っている接合部を拭いてきれいにするために接合部の建設に進みます。● 詳細な施工ガイドラインについては、「タイル施工ガイドライン」を参照してください。

It is recommended to use white or light-colored adhesives ● Please note that please use adhesive on a flat surface to complete and paste. Also, be careful not to leave air on the back of the tiles. ● 白または明るい色の接着剤を使用することをお勧めします ● 完成させて貼り付けるには、平らな面に接着剤を使用してください。また、タイルの裏側に空気を残さないように注意してください。



48 Square Porcelain Mosaic Tile




ITEM:Y48801
SHEET SIZE:306x306mm
SURFACE:MATT




ITEM:Y48808
SHEET SIZE:306x306mm
SURFACE:MATT



ITEM:Y4822M
SHEET SIZE:306x306mm
SURFACE:MATT




ITEM:Y48811
SHEET SIZE:306x306mm
SURFACE:MATT



ITEM:Y48711
SHEET SIZE:306x306mm
SURFACE:GLOSSY

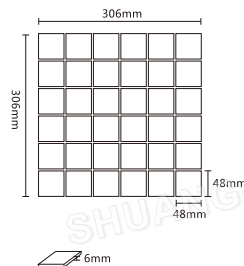


ITEM:Y4823M
SHEET SIZE:306x306mm
SURFACE:MATT



ITEM:Y4832M
SHEET SIZE:306x306mm
SURFACE:MATT

48 Square Porcelain Mosaic Tile



PRODUCE	48 Square Porcelain Mosaic Tile
SHEET SIZE(mm)	306x306
WEIGHT (kg)/BOX	23
SHEET/BOX	22
SQUARE/BOX	2.06
CHIP SIZE(mm)	6

● The size is shown as a standard size. Please note that there are dimensional errors depending on the batch, so please pay attention when distributing and cutting the tiles.
(サイズは標準サイズで表示しておりますが、バッチによっては寸法誤差がありますので、タイルの配布やカットにはご注意ください。)

Square Porcelain Mosaic Tile

四角モザイクタイル

Made in CHINA



Attention about the product
製品についての注意

● This product is a ceramic product, once it breaks, there is a danger of injury to the body. So please pay full attention when handling. ● During maintenance, please do not use strong acid or strong alkaline detergents. ● テナンス中は、強酸または強アルカリ性洗剤を使用しないでください。

Attention on tiling
工事上の注意について

● If the product needs to be cut during the paving process, please use a tile cutter or glass cutter for the cut surface, and polish the cut surface with a grindstone to avoid injury. ● Please do not use a sander to cut, because it may cause accidents or product damage, and is very dangerous. ● 舗装中に切断が必要な場合は、切断面にタイルカッターまたはガラスカッターを使用し、けがをしないように砥石で切断面を研磨してください。● サンダーを使用して切断しないでください。

It is recommended to use white or light-colored adhesives
白または明るい色の接着剤を使用することをお勧めします

● Please note that please use adhesive on a flat surface to complete and paste. Also, be careful not to leave air on the back of the tiles. ● 完成させて貼り付けるには、平らな面に接着剤を使用してください。また、タイルの裏側に空気を残さないように注意してください。

Regarding customized products
カスタマイズモデルについて

● We will do the paving after ordering, so please check the delivery date. ● ご注文後に舗装を行いますので、納期をご確認ください。



97 Solid Color Porcelain Mosaic Tile
97ソリッドカラーモザイクタイル



ITEM:Y97801
SHEET SIZE:300x300mm
SURFACE:MATT



ITEM:Y97821
SHEET SIZE:300x300mm
SURFACE:MATT



ITEM:Y97822
SHEET SIZE:300x300mm
SURFACE:MATT



ITEM:Y97823
SHEET SIZE:300x300mm
SURFACE:MATT



ITEM:Y97808
SHEET SIZE:300x300mm
SURFACE:MATT




ITEM:Y97802
SHEET SIZE:300x300mm
SURFACE:MATT



ITEM:Y97809
SHEET SIZE:300x300mm
SURFACE:MATT



ITEM:Y97805
SHEET SIZE:300x300mm
SURFACE:MATT



ITEM:S918M
SHEET SIZE:300x300mm
SURFACE:MATT



ITEM:Y97806
SHEET SIZE:300x300mm
SURFACE:GLOSSY



ITEM:Y97803
SHEET SIZE:300x300mm
SURFACE:MATT



ITEM:Y97811
SHEET SIZE:300x300mm
SURFACE:MATT



ITEM:Y97711
SHEET SIZE:300x300mm
SURFACE:GLOSSY



ITEM:Y97814
SHEET SIZE:300x300mm
SURFACE:MATT

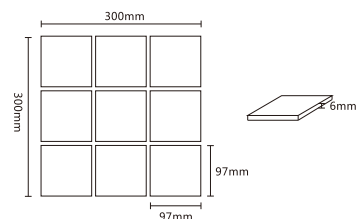


ITEM:Y97826
SHEET SIZE:300x300mm
SURFACE:MATT

PRODUCE	97 Solid Color Porcelain Mosaic Tile
SHEET SIZE(mm)	300x300
WEIGHT (kg)/BOX	23.5
SHEET/BOX	22
SQUARE/BOX	2
CHIP SIZE(mm)	6

● The size is shown as a standard size. Please note that there are dimensional errors depending on the batch, so please pay attention when distributing and cutting the tiles.
(サイズは標準サイズで表示しておりますが、バッチによっては寸法誤差がありますので、タイルの配布やカットにはご注意ください。)

97 Solid Color Porcelain Mosaic Tile



Square Porcelain Mosaic Tile

四角モザイクタイル

Made in CHINA



Precautions for the product
製品についての注意

●Because of the different batches of the product, the purity of the white color will be slightly different. ●Because of the craftsmanship, the color difference and poor gloss of the tiles will appear, especially in the white construction site. This is a normal phenomenon.
●製品のパッチが異なるため、白色の純度はわずかに異なります。 ●商品についてのご注意 ●意匠上大きな色むらと色幅があります。 ●製法上白色のタイルは色むら●光沢むらがあります。これは正常な現象です。工場を出る前に、品質検査部門が定期的に品質チェックを実施し、全体的な色と色の効果がBefore paking, our quality inspection department will conduct regular quality inspections to ensure the the color and luster effect meet the application 使用されている基準を満たしていることを確認します。 ●メンテナンスに酸性またはアルカリ性のクリーナーを使用しないでください。 standards. ●Do not use acidic or alkaline cleaners for maintenance.

Attention on tiling
工事上の注意について

●If the product needs to be cut during the paving process, please use a tile cutter or glass cutter for the cut surface, and polish the cut surface with a grindstone to avoid injury. ●Please do not use a sander to cut, because it may cause accidents or product damage, and is very dangerous.
●舗装中に切断が必要な場合は、切断面にタイルカッターまたはガラスカッターを使用し、けがをしないように砥石で切断面を研磨してください。 ●事故や製品の破損の原因となり、非常に危険ですので、サンダーを使用して切断しないでください。

For products with high anti-slip properties
滑り止め性能の高い製品の場合

●because the texture of the surface of the object can easily jam the fibers of the cleaning product, please do not use cleaning tools such as mops.
●対象物の表面の質感が洗浄剤の繊維を詰まらせやすいため、モップなどの洗浄剤は使用しないでください。



Anti Slip Surface Porcelain Mosaic Tile
滑り止め面モザイクタイル



ITEM:Y97501
SHEET SIZE:300x300mm
SURFACE:MATT



ITEM:Y97521
SHEET SIZE:300x300mm
SURFACE:MATT



ITEM:Y97522
SHEET SIZE:300x300mm
SURFACE:MATT




ITEM:Y97503
SHEET SIZE:300x300mm
SURFACE:MATT



ITEM:Y97553
SHEET SIZE:300x300mm
SURFACE:MATT


25 Solid Color Porcelain Mosaic Tile
25ソリッドカラーモザイクタイル




ITEM:Y25801
SHEET SIZE:302x302mm
SURFACE:MATT



ITEM:Y25701
SHEET SIZE:302x302mm
SURFACE:GLOSSY



ITEM:Y25808
SHEET SIZE:302x302mm
SURFACE:MATT



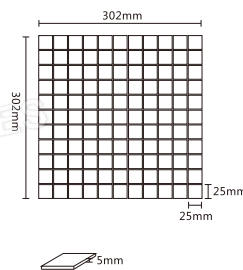
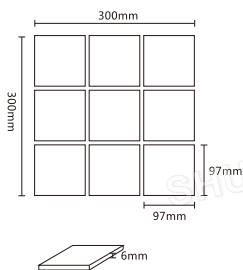
ITEM:Y25708
SHEET SIZE:302x302mm
SURFACE:GLOSSY



ITEM:Y25811
SHEET SIZE:302x302mm
SURFACE:MATT

Anti Slip Surface Porcelain Mosaic Tile

25 Solid Color Porcelain Mosaic Tile



PRODUCE	Anti Slip Surface Porcelain Mosaic Tile	25 Solid Color Porcelain Mosaic Tile
SHEET SIZE(mm)	300x300	302x302
WEIGHT (kg)/BOX	23.5	19
SHEET/BOX	22	22
SQUARE/BOX	2	2
CHIP SIZE(mm)	6	5

● The size is shown as a standard size. Please note that there are dimensional errors depending on the batch, so please pay attention when distributing and cutting the tiles.
(サイズは標準サイズで表示しておりますが、パッチによっては寸法誤差がありますので、タイルの配布やカットにはご注意ください。)

Technical Info

技術的な情報

	性能 Properties	检测方法 Test Method	要求 Requirements	检验结果 Results	判定 Verdicts
	长度和宽度 Length and Width 每块砖的平均尺寸相对于工作尺寸的允许偏差 The deviation, of the average size for each tile (4 sides) from the work size	18010545-2:2018	N<7cm	-0.39%~+0.19%	N/A
				-0.2mm~+0.1 mm	N/A
	厚度 Thickness 每块砖厚度的平均值相对于工作尺寸的最大允许偏差 The deviation of the average thickness of each tile from the work size thickness	18010545-2:2018	N<7cm	-1.1%~+0.4%	N/A
				-0.1mm-0	N/A
	吸水率 Water absorption 质量分数 Percent mass fraction	ISO 10545-3:2018	Ev≤0.5%	0.15%	P
			单个值不大于0.6% Individual maximum 0.6%	0.05% 0.1 2%	P
	断裂模数(N/mm ²) Modulus of rupture, in N/mm ² 不适用于破坏强度≥3000N的陶瓷砖 Not applicable to tiles with breaking strength≥3000N	ISO 10545-4:2019	平均值≥35 Minimum 35	50.1-67.5	P
			单个值≥32 Individual maximum 32	50.1	P
	耐磨性 Abrasion resistance 用于地面的有釉砖的表面耐磨性 Resistance to surface abrasion of glazed tiles intended for use on floors	ISO 10545-7:1996	报告耐磨级别 Report abrasion class	2级 Class 2	—
			报告耐磨转数 Report cycles passed	600	—
	表面质量 Surface quality	18010545-2:2018	至少有95%的砖其主要区域无明显缺陷 A minimum 95% of the tiles shall be free from visible defec nspected vertically at 1.0m.	100%	P
	线性热膨胀系数: 室温 100C Coefficient of linear thermal expansion: from ambient temperature to 100°C	ISO 10545-8:2014	报告检验结果 Test method available	—	N/A
	抗热震性 Thermal shock resistance	ISO 10545-9:2013	报告检验结果 Test method available	样品经试验, 无炸裂或剥落 TFully resistance	—
	抗釉裂性: 有釉砖 Crazing resistance: glazed tiles	ISO 10545-11:1994	应通过此项测试 Required	样品经试验, 无裂纹或剥落 TFully resistance	P
	抗冻性 Frost resistance	ISO 10545-12:1995/ Cor1:1997	应通过此项测试 Required	所有样品, 无裂纹或破损 TFully resistance	P
	莫氏硬度 Scratch hardness of surface according to Mohs	EN 15771:2010	报告检验结果 Test method available	6	—
	破坏强度/N Breaking strength, in N	ISO 10545-4:2019	≥700	943	P

Guideline for Mosaic Tile Paving

1.SKIMMING

This is a step that serves to render the substrate selected for tiling perfectly smooth, uniform and white (a substrate showing differences in color will spoil the appearance of the finished mosaic).

2.STARTING LINES

Draw lines on the surface of the substrate to aid correct positioning of the sheets. Lay three sheets out the floor side by side, so that the gap between the sheets is the same as the gap between the single tessera, and measure the overall width. Transfer this measurement both horizontally and vertically to the surface being covered and using a straightedge and a spirit level, mark out a grid, the area will now be divided into a number of squares, each corresponding to nine sheets of mosaic.

3.PREPARING THE ADHESIVE

Prepare the adhesive, and spread over an area no larger than will be occupied by the first nine sheets, using the trowel. First apply a thick coat with the smooth edge of the tool, drawing the teeth across evenly and "combing" the adhesive to produce a uniformly ridged bed. The sheets can now be positioned.

4.LAYING AND FIXING

The sheets are back-mounted to a mesh that should be directly applied to the bed of adhesive. On walls, the thicker strands of mesh should be positioned vertically. Please note: the gap separating adjacent sheets must be the same as the gap between single tessera.

5.A FIRM BOND

With the sheets in place, tap the tessera home with a float so that the mesh beds firmly into the adhesive.

6.A PERFECT END RESULT

With all the sheets laid or fixed, and before the adhesive begins to set, the distance between tessera can be adjusted to ensure that all gaps are of uniform width. This is done by cutting through the mesh along the gap with a knife and edging the adjoining tessera marginally closer together or farther apart with the aid of a trowel. This is a step of the mosaic tiling procedure that calls for patience, but one that also adds considerable value to the finished job.

7.GROUTING

Make sure to use all of the grout. Using the small trowel, scoop the grout, a little at a time, onto the float and begin applying to the mosaic. Move the tool diagonally across the tessera, first from the bottom up and then squeegee downwards in the opposite direction, making certain that all of the joints are completely filled and that no excess remains.

8.CLEANING

Before the grout hardens, begin cleaning off the surface. prepare two buckets of this solution: immerse the pad in the first, and without winging, swab the surface of the mosaic repeatedly with a circular motion. Next, immerse the sponge in the second bucket and wipe down the surface, removing all residual traces of grout. Finally, wipe down with the sponge, this time using clean water to remove any smears, leaving the mosaic sparklingly clean.



Foshan city ShuangOu ceramics co., Ltd

Address: Nanzhuang street, 525100 Foshan, Guangdong, China

Domestic sales department telephone: 0757-85394100

Overseas Sales Department Phone: 0757-85393500

Email: info5@shuangoutiles.com

Quality report email: admin@shuangoutiles.com

Official website: <https://www.shuangoutiles.com>

WhatsApp: +86 137 0308 9834

Facebook: Foshan city ShuangOu ceramics co., Ltd